

REFLECTOR MARKER AND TAPE HEADS


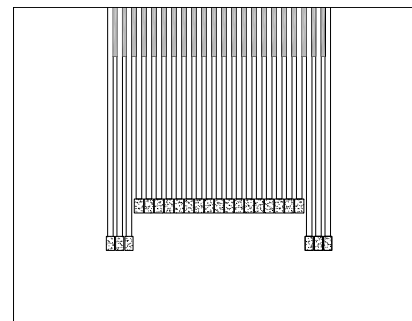
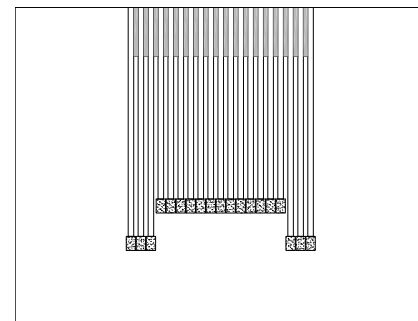
Wel-Co manufactures diamond cutting heads for the installation of reflective markers and 3M reflective tape. Uniquely designed blades with wide U-gullet cores are used for fast, free cutting. Various wet and dry asphalt and concrete bond specifications are available. Spacer sets are available as well. When ordering heads, please specify arbor requirements.



MODEL 101LP (Blades required)	
QTY	DESCRIPTION
6	20" X .250"
13	18" X .250"
(Spacer required)	
QTY	DESCRIPTION
18	10" X .119"

MODEL 96LP (Blades required)	
QTY	DESCRIPTION
6	20" X .218"
17	18" X .250"
(Spacer required)	
QTY	DESCRIPTION
4	10" X .100"
18	10" X .118"

7" TAPE HEAD (Blades required)	
QTY	DESCRIPTION
26	18" X .250"
(Spacer required)	
QTY	DESCRIPTION
50	10" X .063"




EARLY ENTRY DRY BLADES

WEL-CO PREMIUM PLUS EARLY ENTRY BLADES are the highest quality dry cut blades we have to offer, but at lower prices than the competition. These blades have a .275 diamond height and a very high diamond concentration.

Wel-Co's Early Entry Series blades are designed for dry cutting green concrete with small, light weight electric or gas powered walk-behind saws that are specifically designed to cut green concrete as early as possible.

AVAILABLE SIZES

- 5.5 x .090 x 1.750
- 6 x .090 x 2.804
- 8 x .110 x 2.804
- 8 x .250 x 2.804
- 10 x .110 x 2.804
- 10 x .125 x 2.804
- 12 x .110 x 2.804
- 12 x .125 x 2.804
- 12 x .218 x 2.804
- 12 x .250 x 2.804
- 12 x .375 x 2.804
- 13.5 x .115 x 2.804
- 13.5 x .218 x 2.804
- 13.5 x .250 x 2.804
- 13.5 x .375 x 2.804



Green Concrete	
EE-600	Designed for low power, 5.5" electric early entry saws and critically hard aggregate
EE-700	Designed for hard river gravel aggregate in 8" through 13.5" saws
EE-800	Designed for soft to medium hard aggregate in 8" through 13.5" saws